



**Wavedream NET**  
*Network Enhanced Transport*

Owner's Manual



# WAVEDREAM NET

## OWNER'S MANUAL

### Table of Contents

About this document.....	2
Package Contents .....	3
Safety Precautions .....	3
Functional Description .....	4
Powering UP .....	5
CD playback.....	5
Server playback.....	6
Setting internal storage.....	8
Setting Room.....	8
Remote control function.....	12
Specification Sheet .....	13
ROCKNA AUDIO LIMITED WARRANTY .....	15

## About this document

This manual is aimed at the end user of the Rockna Wavedream NET. It contains an overview of the device's internal architecture, specific handling details, functional description, safety precautions and product warranty details. This document is not meant for service or repair operations, as these must be carried out only by qualified personnel.

More information regarding Rockna Audio and Audiobyte products can be found on-line at the websites owned and operated by the company:

<https://www.rockna-audio.com>

<https://audiobyte.net>

Rockna Electronics S.R.L.

Address: Strada Plopului, nr. 5, Suceava

ZIP Code: 720145, Romania

Phone:

+40 770 125 694 – General inquires

Email:

[support@rockna-audio.com](mailto:support@rockna-audio.com) – Technical support

[contact@rockna-audio.com](mailto:contact@rockna-audio.com) – General inquirie

Thank you for choosing the Rockna Wavedream transport. The Wavedream NET was designed to give you countless hours of musical enjoyment.

## **Package Contents**

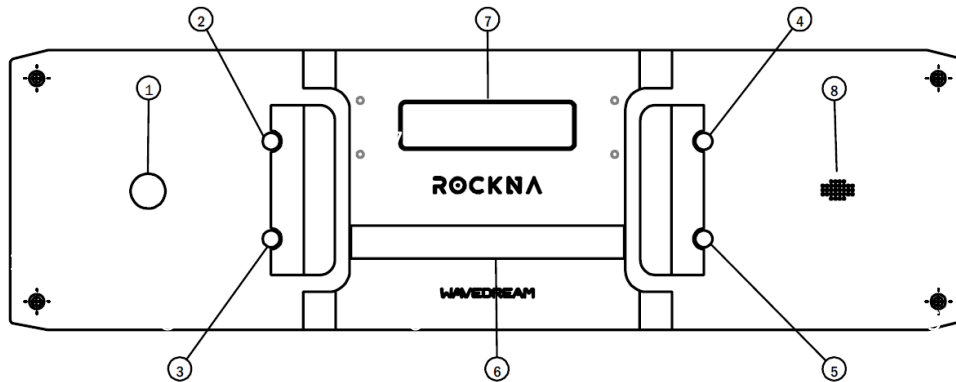
- Wavedream NET
- Supply cable
- IR remote control
- User manual
- (Warranty Card)

## **Safety Precautions**

- 1) This device is meant for indoor use only.
- 2) Protect device from excessive heat, humidity and liquid filled objects, such as vases.
- 3) Clean only with dry cloth.
- 4) Do not remove product cover while the device is plugged in the mains outlet.
- 5) Use earth grounded outlet if available.
- 6) Do not move the device while operational.
- 7) Lightning or static electricity can affect normal operation of the device. Make sure that it is unplugged during a thunderstorm.
- 8) Make sure the unit is unplugged if it is not to be used for a long period of time.

## Functional Description

Front view:



Legend:

1. Power switch
2. Menu key
3. Disc/Server selection key
4. Play/next (cd playback)
5. Disc/stop (cd playback)
6. CD DRIVE tray
7. Display
8. IR sensor (do not cover)

Back view:



The connectors on the back panel are self-explanatory.

## ***Powering UP***

Plug in power cord and WDNET will start in CD mode (no need to use power button on the first time). To use the remote, make sure "CD" key was pressed. This setting is sticky unless other device is selected.

Press "L" on remote to switch between CD mode and server mode or D/S key (3) from the front panel. Assuming the unit is left connected to mains, you can shut down/power up the unit normally after first boot. **Note: When pressing power button for shut down, a lag of a few seconds is normal before unit display goes off. This is to allow server to properly shut down all services. Do not press the power button multiple times.**

## ***CD playback***

You can use WDNET as regular cd transport. The unit accepts regular CD's (redbook) as well wav (up to 384k sample rate) files if burned on a DVD disc (in UDF format).

Besides looking as a regular CD transport, NET is actually a true memory player. This means you don't hear the disc as it spins, but you hear the sound of a solid-state memory. As a funny exercise, try to press eject (disc) button while in play. The disc will be ejected but the music will continue to play for tens of seconds.

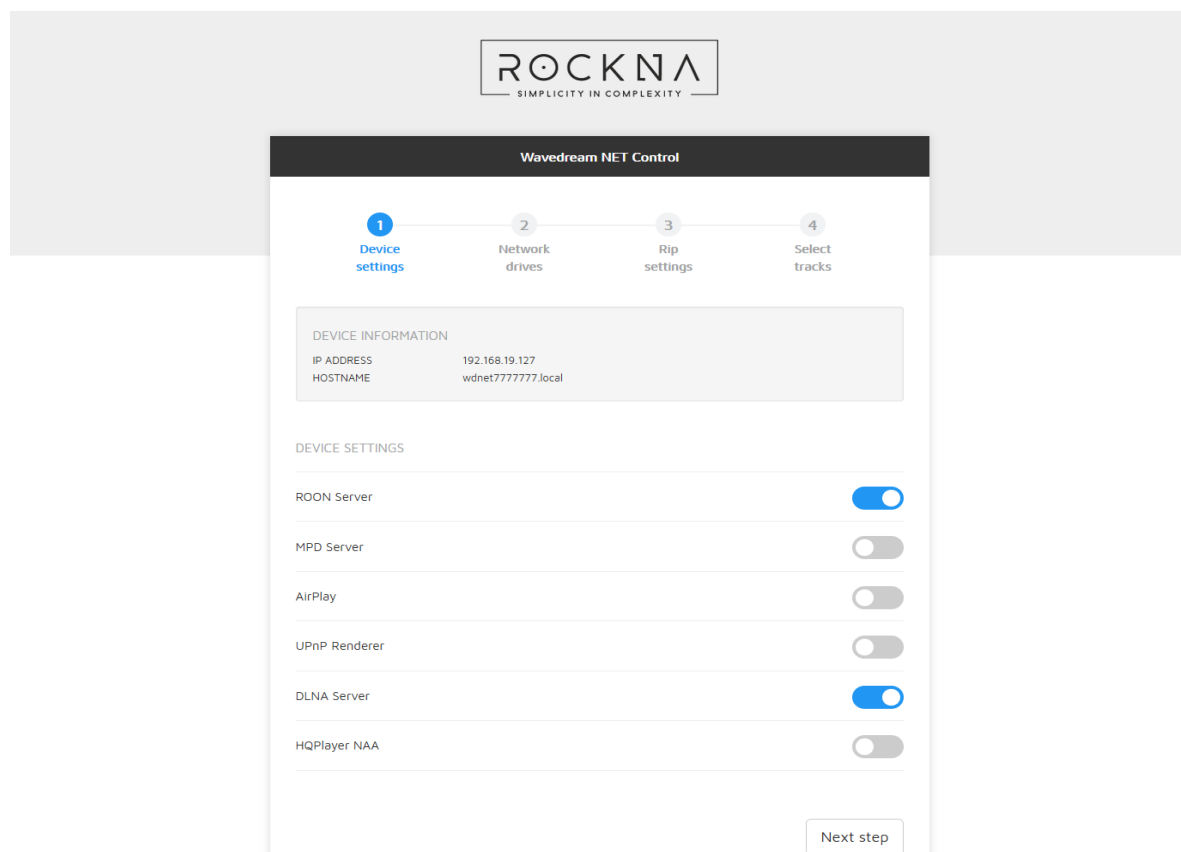
### **Basic Operation:**

1. Press DISC (5) to open drawer in order to insert a cd
2. Press DISC again or push gently the drawer.
3. Press PLAY (4) for music.
4. If unit is in play mode, pressing PLAY again will skip to next track.
5. If unit is in play mode, pressing DISC key will stop playback.
6. If playback is already stopped, pressing DISC will eject the media.
7. Use remote for regular playback functions like direct access, skip, repeat etc.

Note : CD playack is completely separated from the server. Therefore active outputs are I2S 1&2, AES/EBU, SPDIF and BNC. The USB ports are not used in CD mode.

## Server playback

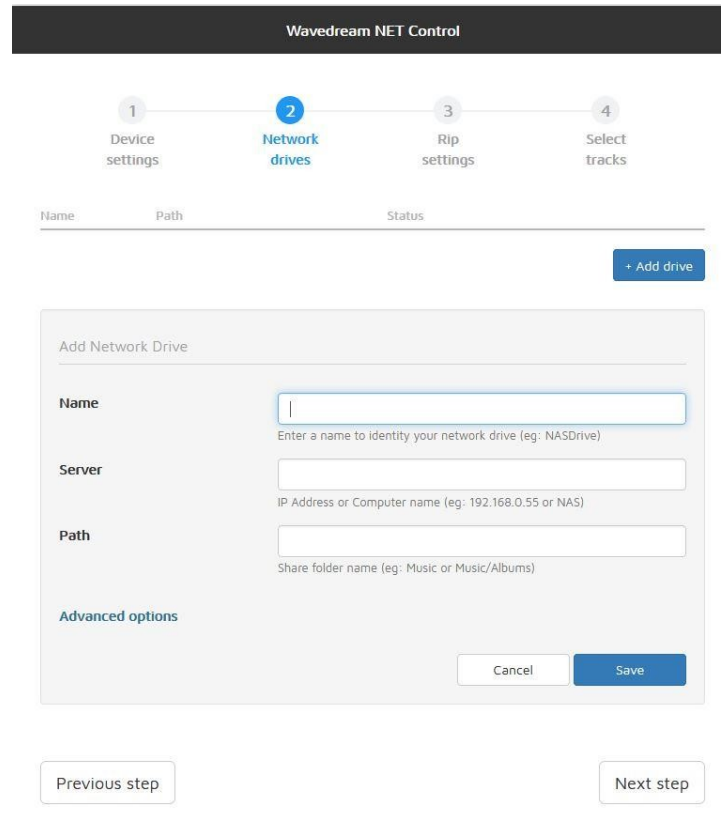
To properly use WDNET server, make sure you connect the unit to your local network via LAN cable. The web interface of WDNET can be accessed on your browser at address `wdnetXXXXXXXX.local`, where `XXXXXXXX` is your serial number (can be found on the back of the unit).



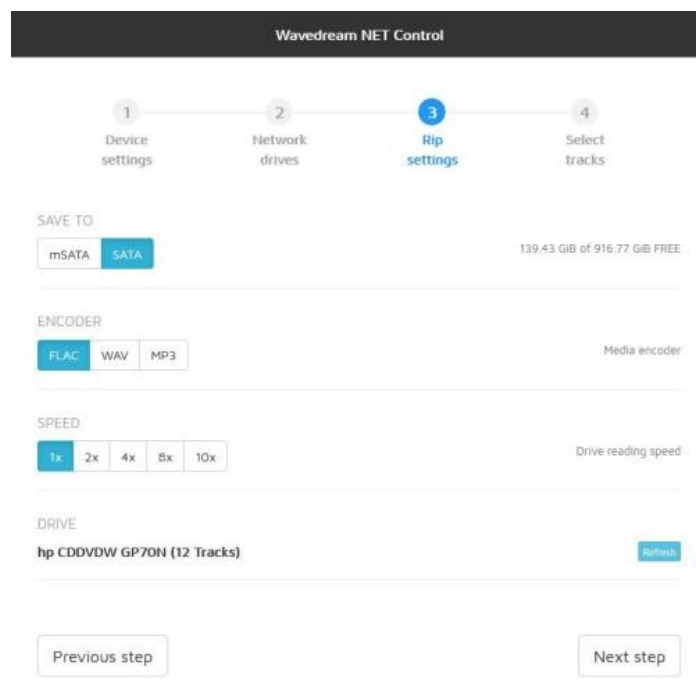
### General interface

Via web interface all relevant settings are available : switching on and off installed services, ripping and network drive settings. For MPD and Airplay, a different output audio device can be set, when a external USB dac is attached. For Roon, this can be made through the Roon settings menu.





Network drive settings



Ripping tab

Note: for ripping, a external usb optical drive is required (internal drive from WDNET is not connected to server).



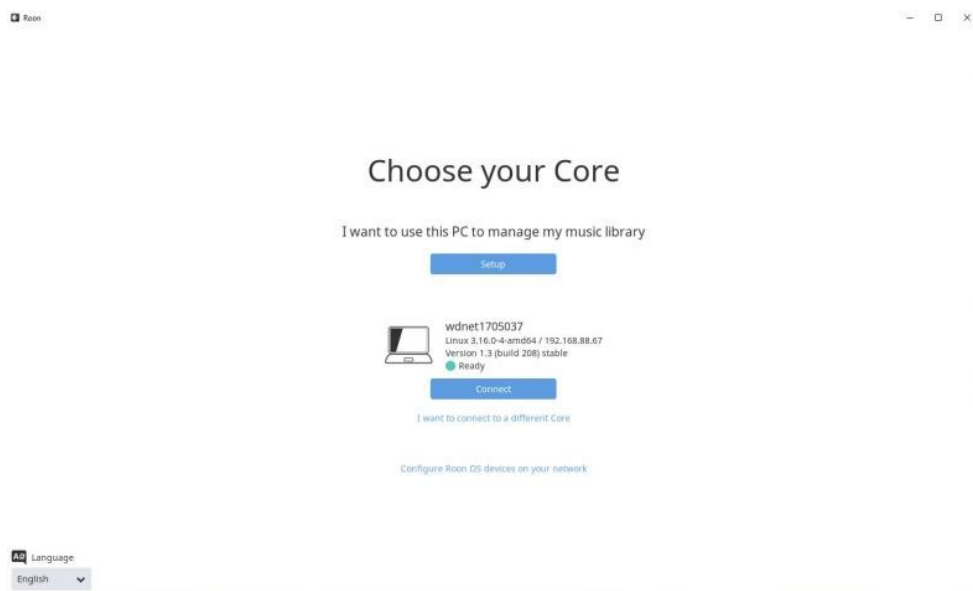
## Setting internal storage

If your WDNET comes with internal storage, or is upgraded accordingly, the drive "WDNETXXXXXXXX/SATA" (X is your serial no.) will show as a network share in your network. This is the drive where you can copy your music.

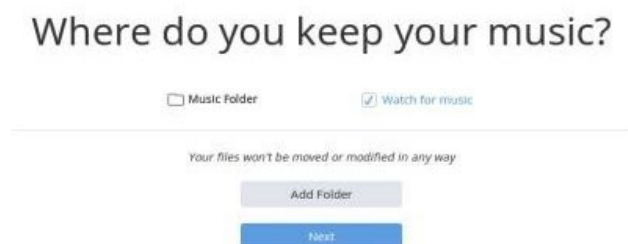
## Setting up Roon

WDNET is a full Roon server. A Roon remote app installation is required on your smartphone or tablet. Additionally, the server can be controlled from another Roon instance installed on your Mac or PC.

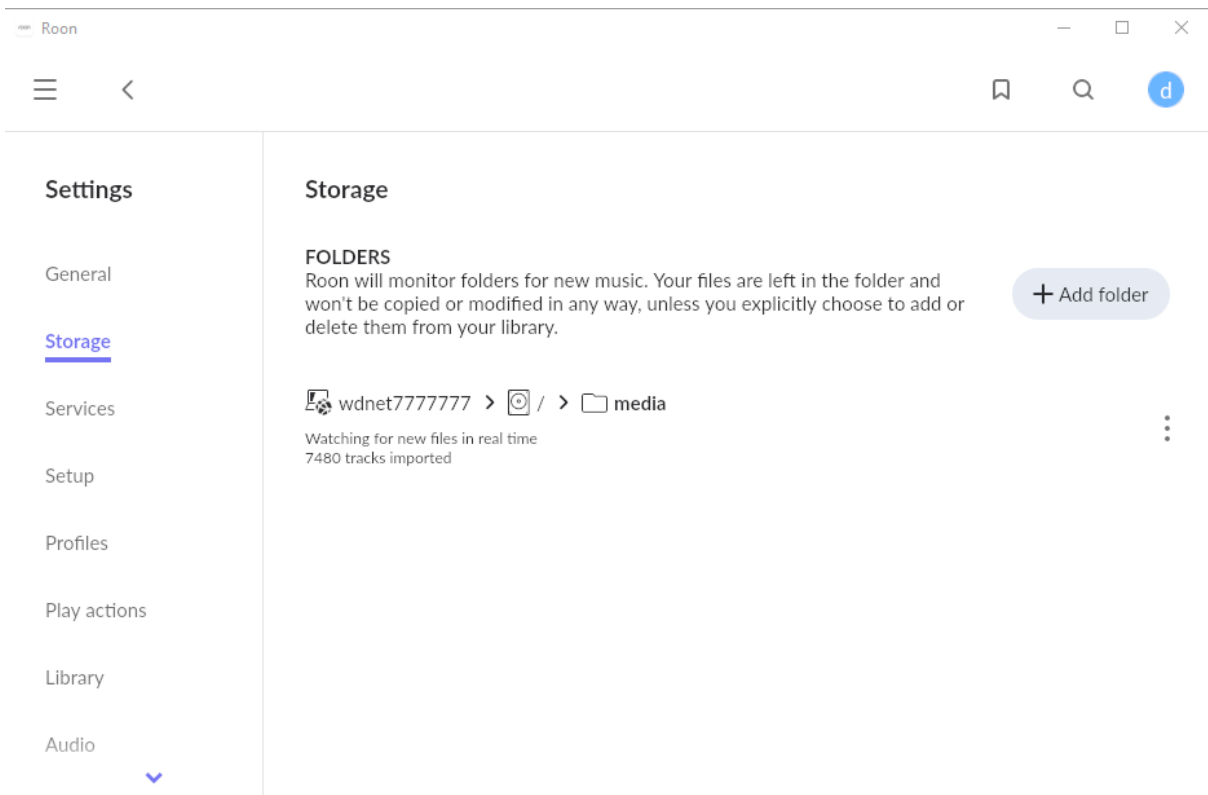
First, you have to connect to the Roon core installed on WDNET. It will look like below:



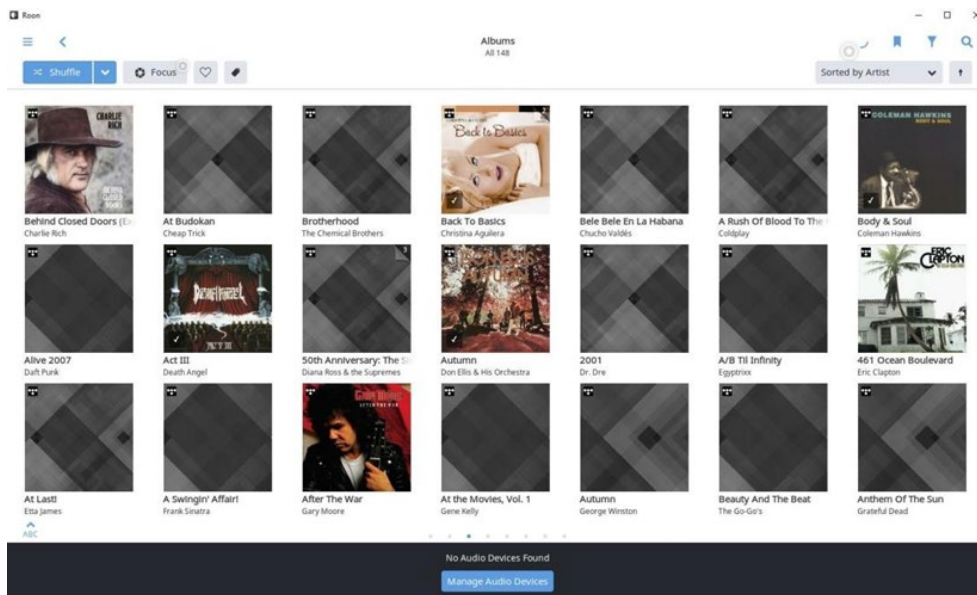
After connecting to the core, we have to select the folders where music is stored, you should press "add folder":



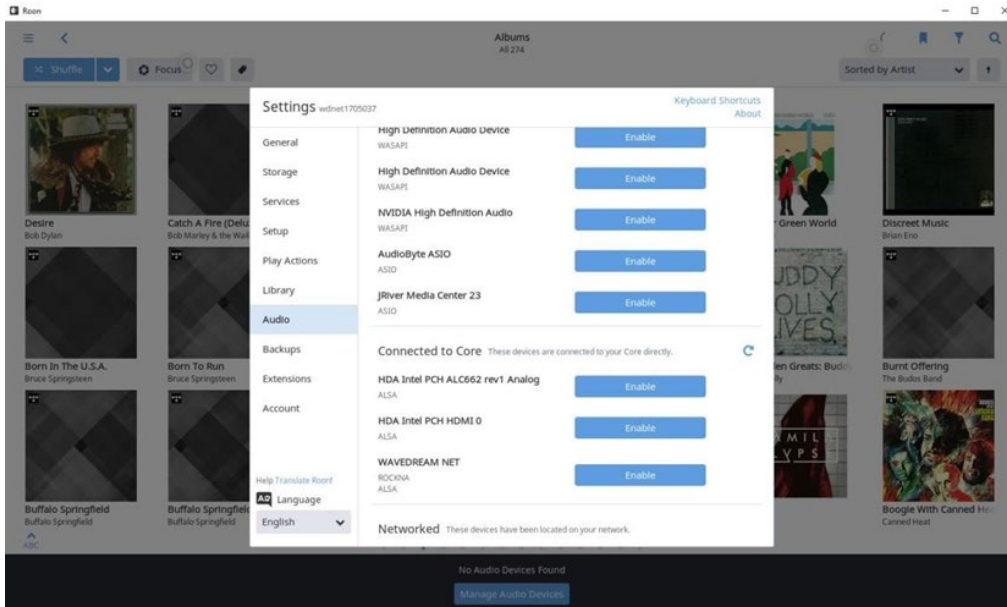
To set correctly the local storage, use a path like below:



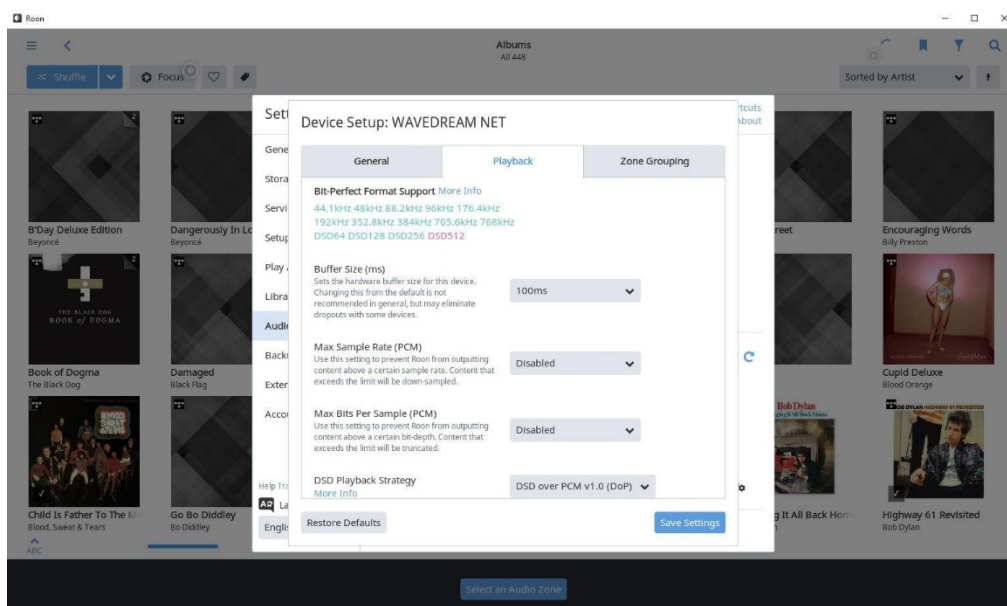
After this step, Roon will start to index your local music:



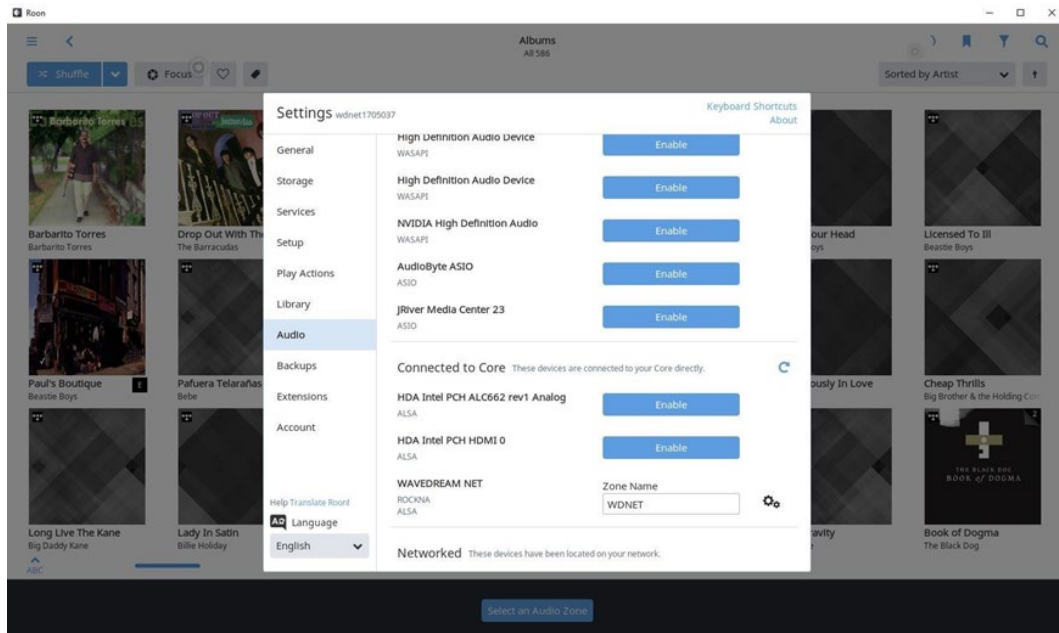
Now, let's set up the audio device. Press "Manage audio devices". A screen like below will show up.



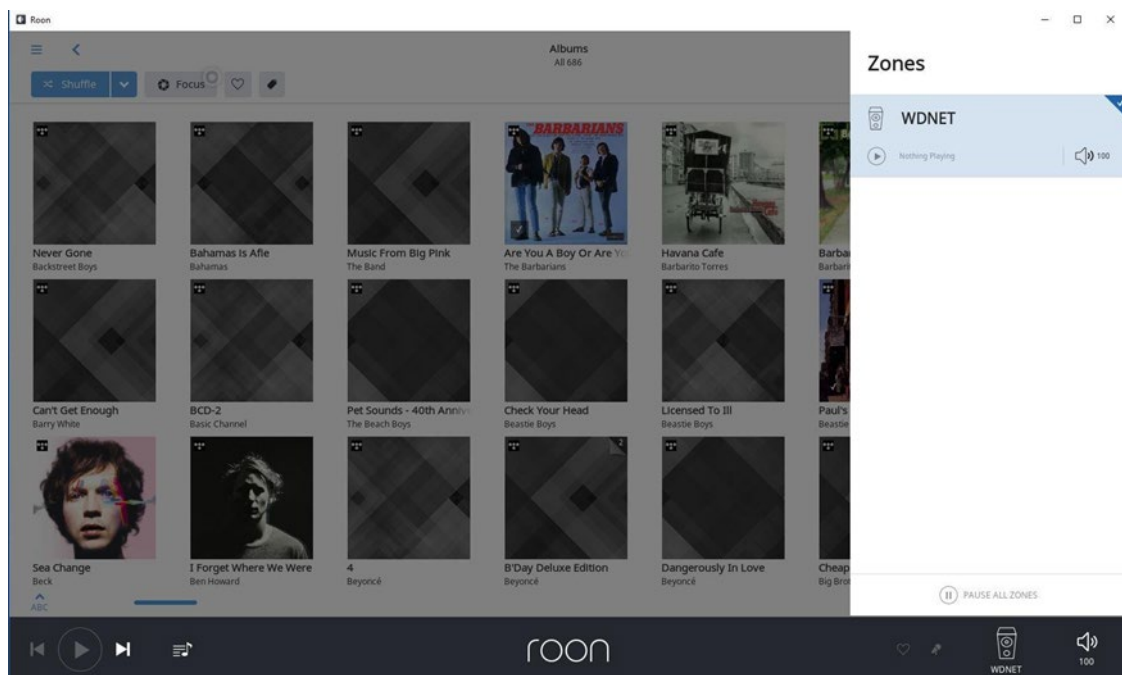
Press "Enable" on WAVEDREAM NET (ROCKNA, ALSA). On playback tab from the next screen and change DSD playback strategy to "DSD over PCM 1.0 (DoP)". Press "Save settings".



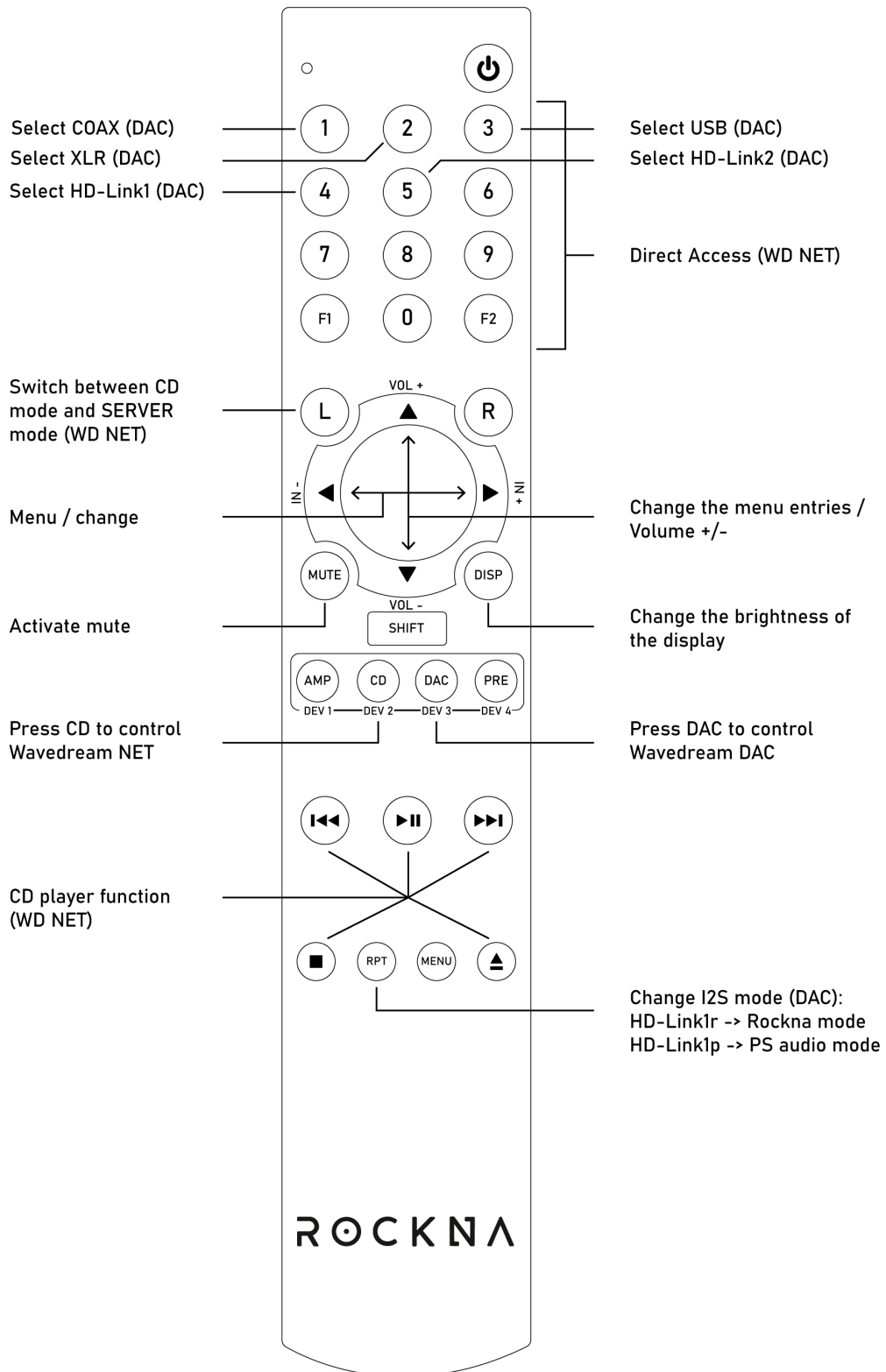
Now you can give a name to WDNET in the Roon network. You can type "WDNET" for example in the empty field.



In the end, all you have to do is to select the defined audio zone and Roon is ready to go.



**Remote control function**



## Specification Sheet

### *INPUTS*

- DISC PLAYBACK 32 bit – 384 KHz PCM, 1 bit – 11.28 MHz DSD;
- ETHERNET 32 bit-384 KHz PCM, 1 bit – 5.6 MHz DSD;
- USB 1 32 bit – 384 KHz PCM, 1 bit – 11.28 MHz DSD;
- USB 2 32 bit – 384 KHz PCM, 1 bit – 11.28 MHz DSD.

### *OUTPUTS*

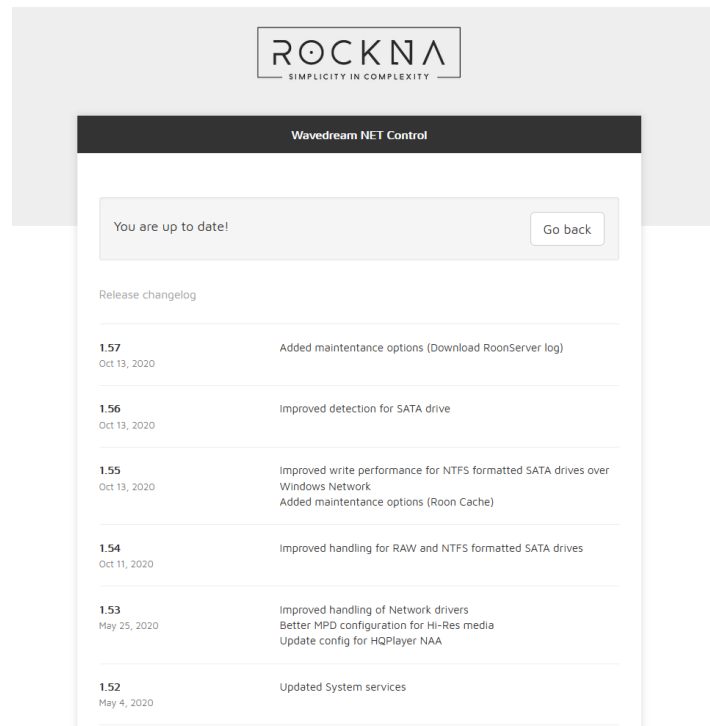
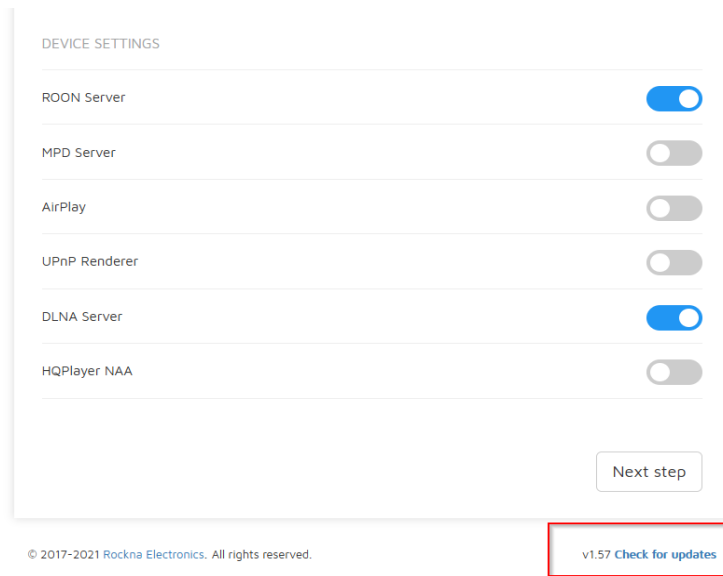
- HD-Link 32 bit – 384 KHz PCM, 1 bit – 11.28 MHz DSD;
- AES/EBU 24 bit – 384 KHz PCM, 1 bit – 5.6 MHz DoP;
- S/PDIF 24 bit – 192 KHz PCM, 1 bit – 5.6 MHz DoP;
- BNC 24 bit – 192 KHz PCM, 1 bit – 5.6 MHz DoP;
- VGA 1920×1080 max. resolution.

### *General*

- Disc playback: CD audio, DSD & WAV files from Blu-Ray and DVD disc;
- NETWORK playback: all usual files, PCM & DSD;
- LOCAL STORAGE PLAYBACK: ALL USUAL FILES, PCM & DSD
- PCM 44.1K-384K, DSD64-DSD256;
- Local storage (ssd only): 1,2,4 or 8TB.

## System update

In NET webpage you can check the right bottom corner – you can find the current software version. Press check for updates link to see if your unit is up to date.





## ROCKNA AUDIO LIMITED WARRANTY

### Three (3) Years

#### WARRANTY COVERAGE:

ROCKNA AUDIO warranty obligation is limited to the terms set forth below.

#### WHO IS COVERED:

Rockna Audio warrants the product to the original purchaser or the person receiving the product as a gift against defects in materials and workmanship as based on the date of original purchase from an Authorized Dealer. The original sales receipt showing the product name and the purchase date from an authorized retailer is considered such proof.

#### WHAT IS COVERED:

The Rockna Audio warranty covers new products if a defect arises and a valid claim is received by Rockna Audio within the Warranty Period. At its option, Rockna Audio will either (1)repair the product at no charge, using new or refurbished replacement parts, or (2)exchange the product with a product that is new or which has been manufactured from new, or serviceable used parts and is at least functionally equivalent or most comparable to the original product in Rockna Audio current inventory, or (3)refund the original purchase price of the product. Rockna Audio warrants replacement products or parts provided under this warranty against defects in materials and workmanship from the date of the replacement or repair for one(1) year or for the remaining portion of the original product's warranty, whichever provides longer coverage for you. When a product or part is exchanged, any replacement item becomes your property and the replaced item becomes Rockna Audio's property. When a refund is given, your product becomes Rockna Audio's property.

Note: Any product sold and identified as refurbished or renewed carries a one(1) year limited warranty. Replacement product can only be sent if all warranty requirements are met. Failure to follow all requirements can result in delay.

#### WHAT IS NOT COVERED - EXCLUSIONS AND LIMITATIONS:

This Limited Warranty applies only to the new products manufactured by or for Rockna Audio that can be identified by the trade-mark, trade name, or logo affixed to it. This Limited Warranty does not apply to any non-Rockna Audio hardware product or any firmware, even if packaged or sold with the product. Non-Rockna Audio manufacturers, suppliers, or publishers may provide a separate warranty for their own products packaged with the bundled product. Rockna Audio is not liable for any damage to or loss of any programs, data, or other information stored on any media contained within the product, or any non-Rockna Audio product or part not covered by this warranty. Recovery or reinstallation of programs, data or other information is not covered under this Limited Warranty.

This warranty does not apply (a)to damage caused by accident, abuse, misuse, misapplication, or non-Rockna Audio product, (b)to damage caused by service performed by anyone other than Rockna Audio or Rockna Audio Authorized Service Location, (c)to a product or a part that has been modified without the written permission of Rockna Audio, or (d)if any Rockna Audio serial number has been removed or defaced, or (e) product,

accessories or consumables sold "AS IS" without warranty of any kind by including refurbished Rockna Audio product sold "AS IS" by some retailers.

**This Limited Warranty does not cover:**

- Shipping charges to return defective product to Rockna Audio.
- Labor charges for installation or setup of the product, adjustment of customer controls on the product, and installation or repair of systems outside of the product.
- Product repair and/or part replacement because of improper installation, connections to improper voltage supply, abuse, neglect, misuse, accident, unauthorized repair or other cause not within the control of Rockna Audio.
- Damage or claims for products not being available for use, or for lost data or lost firmware.
- Damage occurring to product during shipping.
- A product that requires modification or adaptation to enable it to operate in any country other than the country for which it was designed, manufactured, approved and/or authorized, or repair of products damaged by these modifications.
- A product used for commercial or institutional purposes(including but not limited to rental purposes).
- Product lost in shipment and no signature verification receipt can be provided.
- Failure to operate as per Owner's Manual.

REPAIR OR REPLACEMENT AS PROVIDED UNDER THIS WARRANTY IS THE EXCLUSIVE REMEDY FOR THE CONSUMER. ROCKNA AUDIO SHALL NOT BE LIABLE FOR ANY INCIDENTAL OR CONSEQUENTIAL DAMAGES FOR BREACH OF ANY EXPRESS OR IMPLIED WARRANTY ON THIS PRODUCT. EXCEPT TO THE EXTENT PROHIBITED BY APPLICABLE LAW, ANY IMPLIED WARRANTY OF MERCHANTABILITY OR FITNESS FOR A PARTICULAR PURPOSE ON THIS PRODUCT IS LIMITED IN DURATION TO THE DURATION OF THIS WARRANTY.

Some states do not allow the exclusions or limitation of incidental or consequential damages, or allow limitations on how long an implied warranty lasts, so the above limitations or exclusions may not apply to you.



©Rockna Electronics S.R.L., Suceava, Romania  
[www.rockna-audio.com](http://www.rockna-audio.com)